

LION-OCBC SECURITIES

SINGAPORE LOW CARBON ETF

Do good. For your portfolio and our planet.

Quarterly Newsletter

Q2 2024

INTRODUCTION

- The Lion-OCBC Securities Singapore Low Carbon ETF was listed on the Singapore stock market on 28 April 2022.
- This ETF is Singapore's first low carbon ETF and pays semi-annual distributions¹.
- Based on SGX ETF market highlights Q4 2023, this ETF achieved **top returns among Singapore equities ETFs on SGX in 2023**.
- The ETF is passively managed to fully replicate the iEdge-OCBC Singapore Low Carbon Select 50 Capped Index.



KEY FACTS

- Trading currencies: SGD and USD
- Total Assets Under Management (AUM): SGD 62.2 million as of 30 June 2024
- Management fee: 0.40% p.a.
- SGX tickers: ESG (SGD), ESU (USD)

KEY FEATURES



50 Largest Singapore Companies by Free-Float Market Capitalisation²

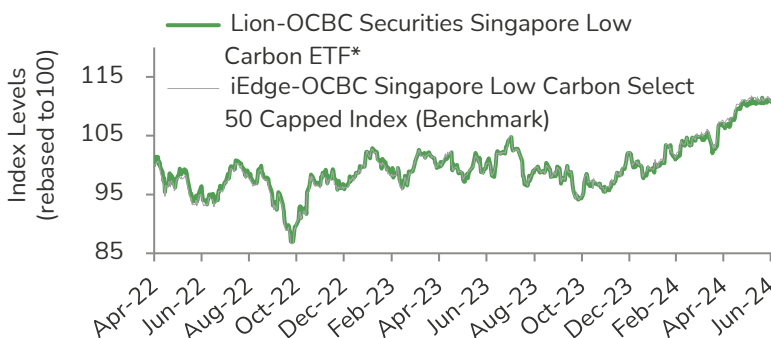


Capped at 7% if market capitalization <USD 200b & 10% if market capitalization ≥USD 200b during rebalancing³



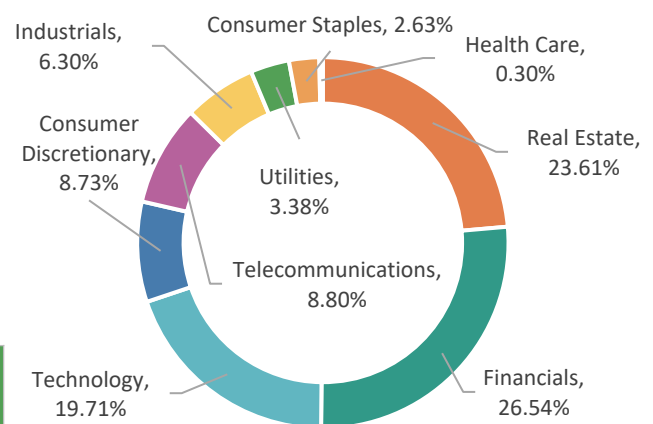
Rebalanced semi-annually (every March and September)

Lion-OCBC Securities Singapore Low Carbon ETF Performance⁴



From Bloomberg as of 30 June 2024	2024 YTD return	2023 return	Annualized % return since Fund's inception*
Lion-OCBC Securities Singapore Low Carbon ETF	8.8%	5.3%	5.0%
Benchmark Index	8.7%	6.0%	5.0%

Sector Breakdown



Source: Lion Global Investors, 30 June 2024

*Returns are based on NAV-NAV basis in SGD and assuming all dividends are reinvested net of all charges payable upon reinvestment. The Lion-OCBC Securities Singapore Low Carbon ETF was listed on 28 April 2022. Opinions and estimates constitute our judgment and along with other portfolio data, are subject to change without notice. Past performance, as well as any prediction, projection, or forecast are not necessarily indicative of future or likely performance.

¹Semi-annual distributions are paid at the discretion of the Fund Manager. Distributions are not guaranteed and may fluctuate. Past distributions are not necessarily indicative of future payments. Distribution payouts and its frequency might be changed at the Manager's discretion and can be made out of income, capital or both. Any payment of distributions by the fund may result in an immediate reduction of the net asset value per share/unit. Please refer to LGI website for more information on the income disclosures..

² Based on the underlying Index Securities of the iEdge-OCBC Singapore Low Carbon Select 50 Capped Index.

³ Weightage of individual stocks within the index will be reviewed and rebalanced semi-annually by the index provider (Singapore Exchange Limited). The weights of each Index Security might fluctuate above 7% and 10% respectively due to market movements in between the rebalancing period.

⁴ Source: Bloomberg, Lion Global Investors, Singapore Exchange Limited, 30 June 2024

WHY INVEST IN SINGAPORE NOW?

During the Federal Reserve meeting in June, the US Federal Reserve left interest rates unchanged as expected, citing a lack of further progress toward the Committee's two percent inflation objective. The Singapore market's growth can be underpinned by an improving commodity cycle, the deepening of technology into industrial applications, and relative performance as a safe haven within Asia.

In particular, we expect geopolitical tension and protectionism to characterize this decade, accelerating the need for energy and supply chain security. This would require higher levels of global capital expenditure. Industrial companies in Singapore, such as those in the shipbuilding and utilities sectors, are well-positioned in the global supply chain to meet the demands of this increase in global capital expenditure, while Singapore's safe haven status can bear greater meaning amidst geopolitical uncertainty.

The outlook for services linked to hospitality and tourism will remain robust, given the normalization in international travel, the return of Chinese tourists, as well as large-scale events. In the near term, concerns over a global economic slowdown and high inflation could weigh on global equity market performance, which could present an attractive entry point for the Singapore market. A pause in interest rate hikes, the resilience of the services sector, and the potential revival of the manufacturing sector are key re-rating catalysts for the Singapore market.

Figure 1: Valuation and consensus earnings forecast

Market	12-month Forward P/E ratio			Earnings growth (%)	
	Current	10-year average	Premium	2023	2024F
US	21.2	18.0	17%	2.4	10.6
Singapore	10.5	12.6	-17%	14.0	6.9
China	9.6	11.5	-16%	9.1	15.8
Japan	14.4	13.9	4%	0.0	18.2

Source: Thomson Reuters, as of June 2024. The respective benchmark indices are S&P 500 (US), Straits Times Index (Singapore), MSCI China Index (China), and TOPIX (Japan).

Note: F – Consensus Forecast, ex – excluding, P/E – Price to Earnings
All data are sourced from Lion Global Investors and Bloomberg as of 30 June 2024 unless otherwise stated

Greater volatility is expected to unfold in the coming months. Against the volatile macro backdrop, investors should stay defensive and diversified, while taking into consideration their risk appetite and time horizon.

The Lion-OCBC Securities Singapore Low Carbon ETF provides easy access to 50 leading Singapore companies with lower carbon footprint. It is suitable for investors who wish to stay defensive and diversified, while also supporting a lower carbon Singapore economy.

All data are sourced from Lion Global Investors and Bloomberg as of 30 June 2024 unless otherwise stated

HOW DOES THIS ETF COMPARE WITH OTHER SINGAPORE-FOCUSED ETFs?

The Lion-OCBC Securities Singapore Low Carbon ETF tracks the iEdge-OCBC Singapore Low Carbon Select 50 Capped Index (“the Index”), which aims to track performance of the top 50 companies by free-float market capitalisation that are representative of Singapore’s real and financial economy, with a focus on index decarbonisation through reduction of the Index’s Weighted Average Carbon Intensity (WACI). As shown in Figure 2, the Index has a much lower WACI compared with other Singapore benchmarks.

Between 28 April 2022 (ETF’s listing date) and 30 June 2024, the Lion-OCBC Securities Singapore Low Carbon ETF cumulatively outperformed⁵ other Singapore-focused ETFs (Figure 3) such as the SPDR STI ETF, Nikko AM Singapore STI ETF and the Xtrackers MSCI Singapore UCITS ETF as of 30 June 2024.

Based on [SGX ETF market highlights Q4 2023](#), this ETF achieved **top returns among Singapore equities ETFs on SGX in 2023**. Between 1 January 2023 and 30 June 2024, the ETF’s inclusion of US-listed constituents such as Sea Ltd and Flex Ltd helped boost its performance compared to Singapore-focused ETFs such as the SPDR STI ETF and Nikko AM Singapore STI ETF (Figure 4). Through greater geographical and sector diversification, the Lion-OCBC Securities Singapore Low Carbon ETF offers investors comparable performance but with a much lower carbon footprint. Do good. For your portfolio and our planet.

Figure 2: WACI comparisons among Singapore benchmarks⁶

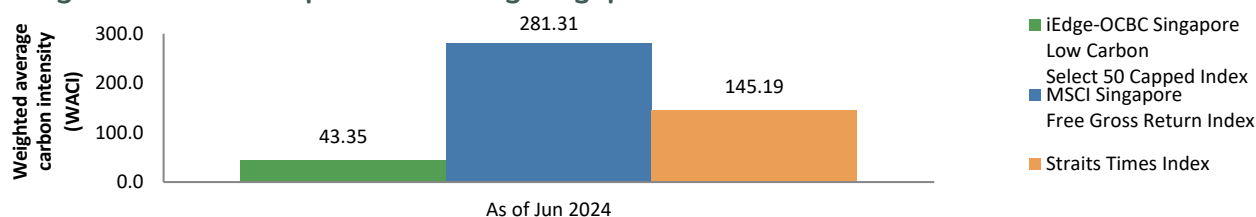
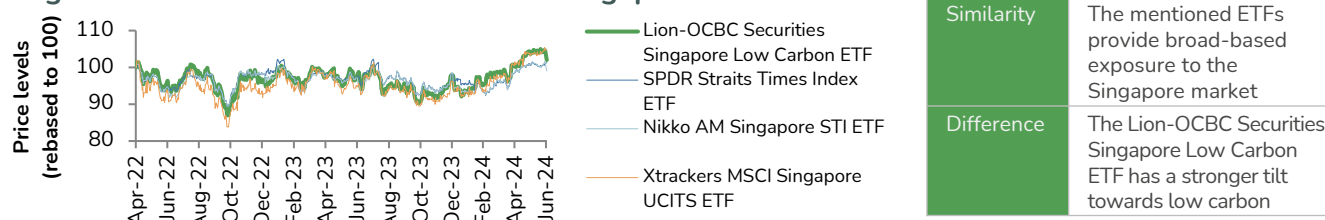


Figure 3: Performance relative to other Singapore-focused ETFs⁷



From Bloomberg as of 30 June 2024	2024 YTD return	2023 return	Annualized % return since Fund's inception*
Lion-OCBC Securities Singapore Low Carbon ETF	8.8%	5.3%	5.0%
SPDR Straits Times Index ETF	5.3%	4.4%	4.3%
Nikko AM STI ETF	5.3%	4.9%	4.4%
Xtrackers MSCI Singapore UCITS ETF	8.8%	3.5%	2.2%

Figure 4: Performance of the ETF's top constituents⁸

Constituent	In the Straits Times Index?	Country of listing	% weight in ETF portfolio	2024 YTD return
Sea Ltd	No	US	9.7%	81.3%
DBS Group Holdings Ltd	Yes	Singapore	7.7%	21.5%
Singapore Telecommunications Ltd	Yes	Singapore	7.6%	11.3%
United Overseas Bank Ltd	Yes	Singapore	7.3%	13.2%
Oversea-Chinese Banking Corp Ltd	Yes	Singapore	7.2%	14.4%
Flex Ltd	No	US	6.4%	36.8%

⁵ Source: Bloomberg, as of 30 June 2024.

⁶ Source: SGX Index Edge, as of 30 June 2024.

⁷ Source: Bloomberg, as of 30 June 2024. Securities referenced are not intended as recommendations to buy or sell securities.

* Returns are based on NAV-NAV basis in SGD and assuming all dividends are reinvested net of all charges payable upon reinvestment. The Lion-OCBC Securities Singapore Low Carbon ETF was listed on 28 April 2022. Past performance, as well as any prediction, projection, or forecast are not necessarily indicative of future or likely performance. Opinions and estimates constitute our judgment and along with other portfolio data, are subject to change without notice. Each ETF currently adopts a direct replication strategy in tracking their respective indices. The SPDR Straits Times Index ETF and Nikko AM Singapore STI ETF track the Straits Times Index while the Xtrackers MSCI Singapore UCITS ETF tracks the MSCI Singapore Investable Market Total Return Net Index.

⁸ Source: Bloomberg, as of 30 June 2024.

Disclaimer

Lion Global Investors

This advertisement or publication has not been reviewed by the Monetary Authority of Singapore. It is for information only, and is not a recommendation, offer or solicitation for the purchase or sale of any capital markets products or investments and does not have regard to your specific investment objectives, financial situation, tax position or needs.

You should read the prospectus and Product Highlights Sheet of the Lion-OCBC Securities Singapore Low Carbon ETF (“ETF”), which is available and may be obtained from Lion Global Investors Limited (LGI) or any of its distributors and appointed Participating Dealers (“PDs”), for further details including the risk factors and consider if the ETF is suitable for you and seek such advice from a financial adviser if necessary, before deciding whether to purchase units in the ETF.

Investments in the ETF are not obligations of, deposits in, guaranteed or insured by LGI or any of its affiliates and are subject to investment risks including the possible loss of the principal amount invested. The performance of the ETF is not guaranteed and, the value of its units and the income accruing to the units, if any, may rise or fall. Past performance, payout yields and payments, as well as, any prediction, projection, or forecast are not necessary indicative of the future or likely performance, payout yields and payments of the ETF. Any extraordinary performance may be due to exceptional circumstances which may not be sustainable. Dividend distributions, which may be either out of income and/or capital, are not guaranteed and subject to LGI’s discretion. Any such dividend distributions will reduce the available capital for reinvestment and may result in an immediate decrease in the net asset value of the fund. Any references to specific securities are for illustration purposes and are not to be considered as recommendations to buy or sell the securities. It should not be assumed that investment in such specific securities will be profitable. There can be no assurance that any of the allocations or holdings presented will remain in the ETF at the time this information is presented. Any information (which includes opinions, estimates, graphs, charts, formulae or devices) are subject to change or correction at any time without notice and are not to be relied on as advice. You are advised to conduct your own independent assessment and investigation of the relevance, accuracy, adequacy and reliability of any information or contained herein and seek professional advice on them. No warranty is given and no liability is accepted for any loss arising directly or indirectly as a result of you acting on such information. The ETF may, where permitted by the prospectus, invest in financial derivative instruments for hedging purposes or for efficient portfolio management. **The ETF’s net asset value may have higher volatility as a result of its narrower investment focus on a limited geographical market, when compared to funds investing in global or wider regional markets.** LGI, its related companies, their directors and/or employees may hold units of the ETF and be engaged in purchasing or selling units of the ETF for themselves or their clients.

The units of the ETF are listed and traded on the Singapore Exchange Securities Trading Limited (“SGX-ST”), and may be traded at prices different from its net asset value, suspended from trading, or delisted. Such listing does not guarantee a liquid market for the units. You cannot purchase or redeem units in the ETF directly with the manager of the ETF, but you may, subject to specific conditions, do so on the SGX-ST or through the PDs.

© Lion Global Investors Limited (UEN/ Registration No. 198601745D). All rights reserved. LGI is a Singapore incorporated company and is not related to any corporation or trading entity that is domiciled in Europe or the United States (other than entities owned by its holding companies).

Disclaimer

Singapore Exchange Limited

The units in the Lion-OCBC Securities Singapore Low Carbon ETF are not in any way sponsored, endorsed, sold or promoted by the Singapore Exchange Limited (“**SGX**”) and/or its affiliates and SGX and its affiliates make no warranty or representation whatsoever, expressly or impliedly, either as to the results to be obtained from the use of the iEdge-OCBC Singapore Low Carbon Select 50 Capped Index and/or the figure at which the iEdge-OCBC Singapore Low Carbon Select 50 Capped Index stands at any particular time on any particular day or otherwise. The iEdge-OCBC Singapore Low Carbon Select 50 Capped Index is administrated, calculated and published by SGX. SGX shall not be liable (whether in negligence or otherwise) to any person for any error in the Lion-OCBC Securities Singapore Low Carbon ETF and the iEdge-OCBC Singapore Low Carbon Select 50 Capped Index and shall not be under any obligation to advise any person of any error therein.

OCBC is a registered trade mark of Oversea-Chinese Banking Corporation Limited and is used under licence. Save for the foregoing, all intellectual property rights in the iEdge-OCBC Singapore Low Carbon Select 50 Capped Index vest in SGX. The iEdge-OCBC Singapore Low Carbon Select 50 Capped Index is used by Lion Global Investors Limited under licence.

利安-华侨证券 新加坡低碳 ETF

为您的投资组合和我们的地球尽一份力。

季度快讯

2024年第二季度

简介

- 利安-华侨证券新加坡低碳ETF于2022年4月28日在新加坡证券市场挂牌上市。
- 该ETF是新加坡首只低碳ETF，每半年进行一次分红¹。
- 根据 2023年第四季度新交所ETF市场亮点，该ETF在2023年新取得了新加坡股票ETF细分市场的最高回报。
- 该ETF属于被动型基金，完全复制了iEdge-OCBC 新加坡低碳精选50上限指数。



关键事实

- 交易货币：新元和美元
- 管理资产总额（AUM）：截至2024年6月30日，6,217万新元
- 管理费：每年0.40%
- 新交所代码：ESG（新元），ESU（美元）

主要特征



50家自由流通市值最大的新加坡公司²



在调仓期间，若市值<2,000亿美元，上限则为7%；若市值≥2,000亿美元，上限则为10%³



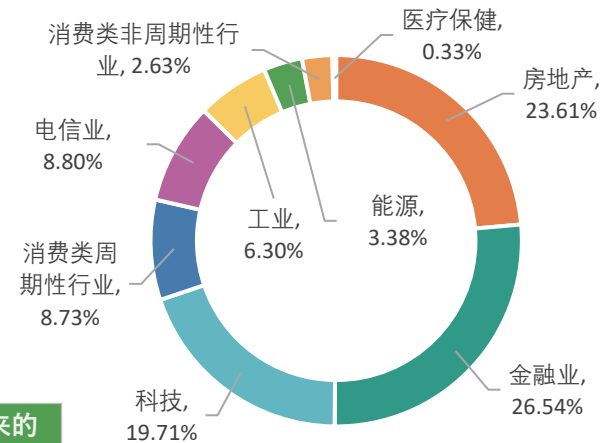
每半年（每年3月和9月）进行一次调仓

利安-华侨证券新加坡低碳ETF表现⁴



彭博 截至2024年6月30日	2024年初至今收益率	2023年收益率	基金成立以来的年化收益率 (%) [*]
利安-华侨证券新加坡低碳ETF	8.8%	5.3%	5.0%
基准指数	8.7%	6.0%	5.0%

行业分布



数据来源：利安资金管理公司，2024年6月30日

^{*} 收益基于新元资产净值，并假设所有股息扣除再投资时应付的所有费用后，均已用于再投资。利安-华侨证券新加坡低碳ETF于2022年4月28日挂牌上市。相关意见和估计构成我们的判断。这些意见和估计以及其他投资组合数据可能发生变化，恕不另行通知。过往表现以及任何预测、推测或预报并不一定代表未来或可能的表现。

¹ 半年度分红由基金经理酌情派发。分红为非保证型，并且可能会发生波动。过去的分红并不代表未来一定会派发分红。基金经理酌情变更分红派发额及分红频率，并可以收益或资本形式派发分红或以收益和资本两种形式派发分红。本基金的任何分红派发均可能导致每股/单位资产净值立即减少。欲了解更多关于收益披露的信息，请访问利安资金管理公司的网站。

² 基于iEdge-OCBC新加坡低碳精选50上限指数的相关指数证券。

³ 指数提供商（新加坡交易所有限公司）将每半年对指数内的个股权重进行一次复核和调整。由于调仓前后发生的市场波动，各指数证券的权重可能发生7%至10%的波动

⁴ 数据来源：彭博社、利安资金管理公司、新加坡交易所有限公司，2024年6月30日

为什么是现在投资新加坡？

在6月份的美联储会议上，美联储维持利率不变，符合市场预期，理由是在实现联邦公开市场政策委员会2%的通胀目标方面尚无进一步进展。新加坡市场的增长得益于大宗商品周期的改善、技术在工业应用中的深化以及作为亚洲安全避风港的相对表现。

特别是，我们预计地缘政治紧张局势和保护主义将成为这十年的一个特点，并导致对能源和供应链安全的需求增加。这将需要更高水平的全球资本支出。新加坡的工业公司，如在造船和公用事业行业经营的公司，在全球供应链中处于有利地位，可以满足全球资本支出增加的需求，而新加坡的安全避风港地位在地缘政治不确定性中具有更大的意义。

鉴于国际旅行的正常化、中国游客的回归以及大型活动的举办，酒店和旅游业相关服务的前景将保持光明。短期内，对全球经济增速放缓和高通胀的担忧可能拖累全球股市表现，这可能为新加坡市场提供一个诱人的买入点。对于新加坡市场而言，暂停加息、服务业的韧性和制造业的潜在复苏是导致市场重新评级的关键因素。

图1：估值和一致盈利预测

市场	12个月远期市盈率			盈利增长率 (%)	
	当前	10年平均	溢价	2023财年	2024财年
美国	21.2	18.0	17%	2.4	10.6
新加坡	10.5	12.6	-17%	14.0	6.9
中国	9.6	11.5	-16%	9.1	15.8
日本	14.4	13.9	4%	0.0	18.2

数据来源：汤森路透，截至2024年6月30日。

备注：F—一致预测，ex-不包括，P/E—市盈率

预计未来几个月将出现更大的波动。在动荡的宏观背景下，投资者应保持防御策略和投资多样性，同时考虑风险偏好和投资期限。

利安-华侨证券新加坡低碳ETF为50家具有较低碳足迹的领先新加坡公司提供融资便利。它适合希望保持防御策略和投资多样性同时也支持新加坡低碳经济的投资者持有。

除非另有说明，所有数据均来自利安资产管理和彭博社，截至2024年6月30日。

这只ETF与其他专注于新加坡的ETF相比如何？

利安-华侨证券新加坡低碳ETF追踪iEdge-OCBC新加坡低碳精选50上限指数（“该指数”）。该指数旨在追踪代表新加坡实体和金融经济的自由流通市值前50家公司的业绩，重点是通过降低该指数的加权平均碳强度（WACI）实现指数脱碳。如图2所示，与其他新加坡基准指数相比，该指数的WACI要低得多。在2022年4月28日（ETF上市日期）至2024年6月30日期间，利安-华侨证券新加坡低碳ETF的累计业绩跑赢了其他专注于新加坡的ETF（图3），如SPDR海峡时报指数挂牌基金、日兴资产管理海指挂牌基金和Xtrackers MSCI新加坡UCITS ETF。

除了成为2023年在新交所上市的新加坡股票ETF中回报率最高的ETF外，根据2024年第一季度新交所ETF市场摘要，该ETF在2024年第一季度也取得了新加坡股票ETF细分市场的最高回报。在2023年1月1日至2024年6月30日期间，该ETF纳入的美国上市成份股，如冬海集团（Sea Ltd）和伟创力国际有限公司（Flex Ltd）有助于提升该ETF与SPDR海峡时报指数挂牌基金和日兴资产管理海指挂牌基金等专注于新加坡的ETF相比的业绩（图4）。通过拓宽投资的地域范围和使所投资的行业更加多元化，利安-华侨证券新加坡低碳ETF为投资者创造了优秀的业绩，碳足迹也低很多。为您的投资组合和我们的地球尽一份力。

图2: 新加坡基准指数之间的WACI比较⁶

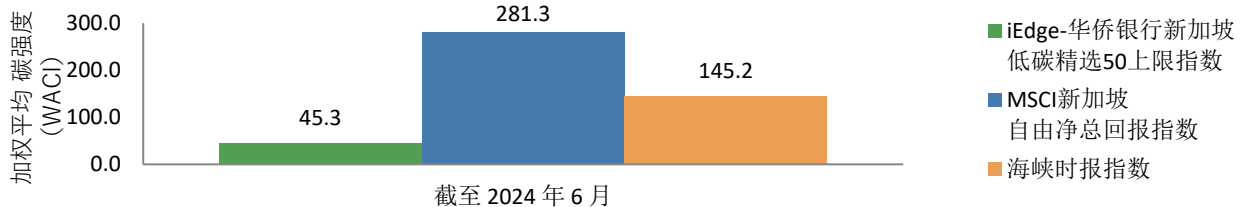
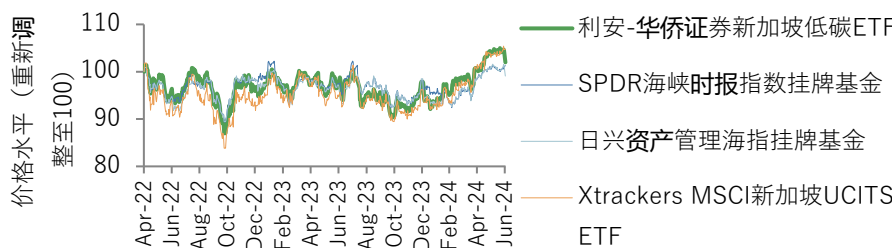


图3: 相对于其他专注于新加坡的ETF的表现⁷



相同点	上述ETF为新加坡市场提供广泛的投资机会。
不同点	利安-华侨证券新加坡低碳ETF更倾向于低碳

彭博截至2024年6月30日	2024年年初至今收益率	2023年收益率	基金成立以来的年化收益率 (%) *
利安-华侨证券新加坡低碳ETF	8.8%	5.3%	5.0%
SPDR海峡时报指数挂牌基金	5.3%	4.4%	4.3%
日兴资产管理海指挂牌基金	5.3%	4.9%	4.4%
Xtrackers MSCI新加坡UCITS ETF	8.8%	3.5%	2.2%

图4: 本ETF主要成份股的表现⁸

成份股	是否属于海峡时报指数成份股？	上市国家	在ETF投资组合中的权重百分比	2024年年初至今收益率
冬海集团	否	美国	9.7%	81.3%
星展集团控股有限公司	是	新加坡	7.7%	21.5%
新加坡电信有限公司	是	新加坡	7.6%	11.3%
大华银行有限公司	是	新加坡	7.3%	13.2%
华侨银行有限公司	是	新加坡	7.2%	14.4%
伟创力国际有限公司	否	美国	6.4%	36.8%

⁵数据来源：彭博，截至2024年6月30日。

⁶数据来源：新加坡交易所有限公司，截至2024年6月30日。

⁷数据来源：彭博，截至2024年6月30日。

* 收益基于新元资产净值，并假设所有股息扣除再投资时应付的所有费用后，均已用于再投资。利安-华侨证券新加坡低碳ETF于2022年4月28日挂牌上市。过往表现以及任何预测、推测或预报并不一定代表未来或可能的表现。相关意见和估计构成我们的判断。这些意见和估计以及其他投资组合数据可能发生变化，恕不另行通知。目前，每只ETF都采用直接复制策略跟踪各自的指数。SPDR海峡时报指数挂牌基金和日兴资产管理海指挂牌基金跟踪海峡时报指数，而Xtrackers MSCI新加坡UCITS ETF跟踪MSCI新加坡可投资市场总回报净指数。

⁸数据来源：彭博社，截至2024年6月30日。

利安资产管理公司

新加坡华侨银行集团旗下成员

免责声明

利安资金管理公司

本广告或出版物未经新加坡金融管理局审核。本材料内容仅供参考，并不构成对购买或出售任何资本市场产品或投资的建议、要约或招揽，亦不考虑您的具体投资目标、财务状况、税务状况或需求。

您可向Lion Global Investors Limited (LGI)或其任何分销商及指定参与证券商(“PD”)索取利安-华侨证券新加坡低碳ETF(“ETF”)的招募说明书及产品介绍清单，以了解更多详情，包括风险因素。您应考虑该ETF是否适合您，并在决定是否购买该ETF的单位前，如有需要，征询财务顾问的意见。

对该ETF的投资不构成LGI或其任何关联公司的义务、存款、担保或保险，且投资者须承担投资风险，包括可能损失投资本金。不保证ETF的实际表现，其单位的价值和收益(如有)可能会上升或下降。过往业绩、派息收益率和支付以及任何预测、推测或预报并不一定代表ETF的未来或可能的业绩、派息收益率和支付。任何出色业绩可能由于特殊情况造成，这种情况可能无法持续。股息分配可能来自收入和/或资本，不受保证且由LGI酌情决定。任何股息分配将减少可用于再投资的资本，并可能导致基金的资产净值立即减少。任何对特定证券的引用仅作说明之用，不应视为对买卖该证券的建议。不应假定投资这些特定证券会获利。我们无法保证提供本信息时的任何配置或持股仍保留在该ETF中。任何信息(包括意见、估计、图形、图表、公式或方法)可随时更改或更正，恕不另行通知，且不得作为建议而依赖。您应自行独立评估及调查任何信息或本文所载信息的相关性、准确性、充分性及可靠性，并寻求专业意见。对于因您根据该等信息采取行动而直接或间接造成的任何损失，我们不作任何保证，也不承担任何责任。在招募说明书允许的情况下，ETF可以投资金融衍生工具以进行对冲或有效的投资组合管理。与投资于全球或更广泛区域市场的基金相比，ETF的投资重点较窄，集中在有限的地域市场，因此其资产净值可能具有更高的波动性。LGI、其关联公司、它们的董事及/或雇员可持有该ETF单位，并可为自己或其客户买卖该ETF单位。

该ETF的单位在新加坡交易所证券交易有限公司(“SGX-ST”)上市交易，并可能以其资产净值不同的价格进行交易、暂停交易或摘牌。该上市并不保证这些单位的市场流动性。您不能直接向ETF经理申购或赎回ETF的单位，但您可以在特定条件下在新交所或通过PD进行申购或赎回。

©利安资金管理公司(公司注册号码：198601745D)。保留所有权利。LGI是一家在新加坡注册成立的公司，与在欧洲或美国注册的任何公司或贸易实体没有关联(LGI的控股公司拥有的实体除外)。

免责声明

新加坡交易所有限公司

新加坡证券交易所（“SGX”）及/或其关联公司不以任何方式赞助、认可、销售或推广利安-华侨证券新加坡低碳ETF的单位。就使用iEdge-OCBC新加坡低碳精选50上限指数和/或iEdge-OCBC新加坡低碳精选50上限指数在任何特定日期的特定时间或其他时间的数字所取得的结果，SGX及其关联公司不作任何明示或暗示的保证或陈述。iEdge-OCBC新加坡低碳精选50上限指数由SGX管理、计算和发布。对于利安-华侨证券新加坡低碳ETF和iEdge-OCBC新加坡低碳精选50上限指数中的错误，SGX不对任何人承担责任（无论是疏忽还是其他原因），也无义务通知任何人这两个指数中存在的错误。

OCBC是华侨银行有限公司的注册商标，并根据许可使用。除上述规定外，iEdge-OCBC新加坡低碳精选50上限指数中的所有知识产权均属SGX所有。利安资金管理公司根据许可使用iEdge-OCBC新加坡低碳精选50上限指数。