


LION-OCBC SECURITIES
CHINA LEADERS ETF

Seize the opportunity with 80* China leaders.

Quarterly Newsletter
Q2 2022



INTRODUCTION

- The Lion-OCBC Securities China Leaders ETF was listed in the Singapore stock market on 2 August 2021.
- This ETF is a well-diversified portfolio containing industry leaders across multiple sectors.
- It is passively managed to fully replicate the Hang Seng Stock Connect China 80 Index.

KEY FACTS

- Dual trading currencies: SGD and RMB
- Total AUM: SGD 89.1 million as of 30 June 2022
- Management fee: 0.45% p.a.
- Bloomberg ticker: YYY SP (S\$ counter), YYR SP (RMB counter)

KEY FEATURES



80 largest Chinese companies listed on HKEX, SZSE and SSE¹

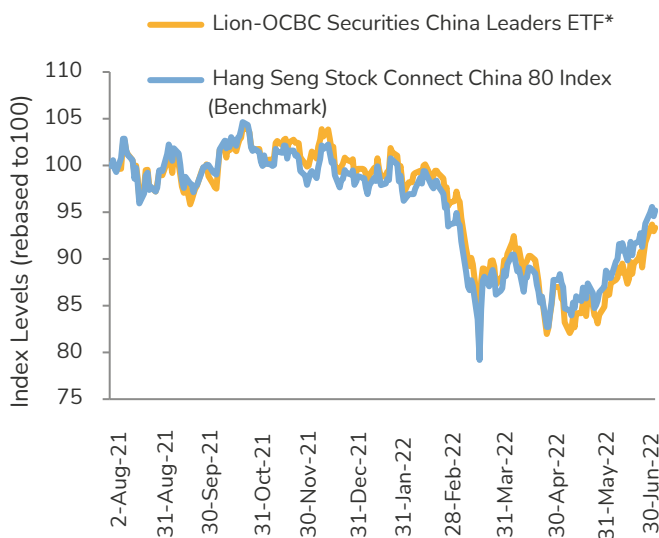


Capped at 8% and 40% weightage for individual stocks and sectors respectively during rebalancing²

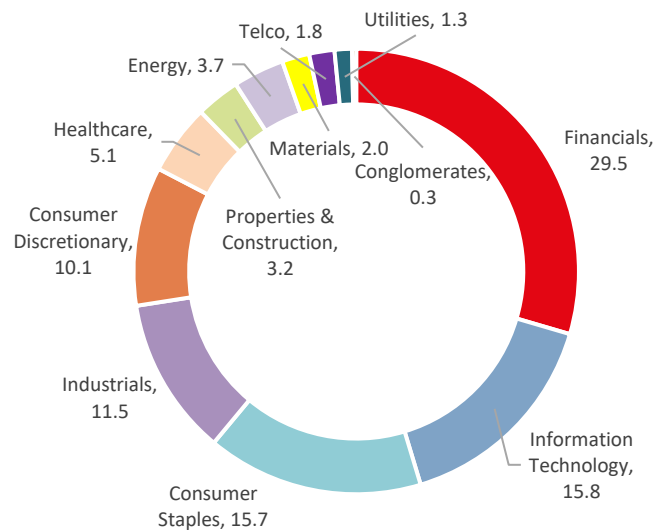


Rebalanced quarterly (every March, June, September and December)

Lion-OCBC Securities China Leaders ETF Performance³



Composition



Source: Lion Global Investors, 30 June 2022

* Returns are based on NAV-NAV basis in SGD and assuming all dividends are reinvested net of all charges payable upon reinvestment. Performance is calculated in the base currency of the Fund. The Lion-OCBC Securities China Leaders ETF was listed on 2 August 2021. Opinions and estimates constitute our judgment and along with other portfolio data, are subject to change without notice. Past performance, as well as any prediction, projection, or forecast are not necessarily indicative of future or likely performance

¹ Based on the underlying Index Securities of the Hang Seng Stock Connect China 80 Index.

² Weightage of individual stocks within the index will be reviewed semi-annually and rebalanced quarterly by the index provider (Hang Seng Indexes Co Ltd). The weights of each Index Security and industry might fluctuate above 8% and 40% respectively due to market movements in between the rebalancing period

³ Source: Bloomberg, Lion Global Investors, Hang Seng Indexes Company, 30 June 2022

WITH THE US HIKING RATES TO TACKLE 41-YEAR HIGH INFLATION, WHAT IS CHINA DOING IN CONTRAST?

In Q2 2022, we saw the Chinese government intensifying top-down actions to support its economy. On 15 May 2022, the People's Bank of China (PBOC) cut the lower-bound range of mortgage interest rates⁴ for first-time homebuyers to 20 basis points (bps) below the corresponding tenors of loan prime rate (LPR). This is the first time in this pandemic that the central government directly supported the housing market. On 20 May 2022, PBOC further cut the five-year LPR⁵ by 15 bps to 4.45%, being the largest reduction since 2019.

On 25 May 2022, Premier Li Keqiang held a nationwide video conference⁶ with more than 100,000 party cadres to reinforce China's focus to maintain economic stability and preserve growth. On 31 May 2022, China's cabinet unveiled 33 detailed policies⁷ to stimulate demand, including CNY 140 billion in additional tax relief for corporates and households, together with CNY 300 billion in railway construction bonds. On 1 June 2022, China's cabinet further announced a CNY 800 billion⁸ increase in credit quota for policy banks to support infrastructure construction. Besides policy loosening, China also eased Covid-19 restrictions in Q2 2022. On 30 May 2022, Shanghai announced⁹ to end its 2-month lockdown starting 1 June 2022. Beijing's Universal Studio theme park reopened on 25 June 2022 after a near 2-month closure. On 28 June 2022, China's National Health Commission Quarantine further reduced¹⁰ quarantine at centralized facilities from 14 to 7 days and cut subsequent at-home health monitoring from 7 to 3 days.

All these actions came after the US Federal Reserve approved a 75-bps rate hike¹¹ on 15 June 2022 to tackle inflation that reached a 41-year high of 8.6%. This was the biggest rate hike since 1994. The US Federal Reserve is expected to implement rate hikes until interest rates reach around 3.4%. In contrast, China is doing the contrarian opposite by loosening policies to drive growth as described in our previous newsletters.

We believe China's policy loosening and easing of Covid-19 restrictions will continue the direction for driving growth in 2022 while other countries such as the US focus on policy tightening to tackle inflationary fears. By providing exposure to 80 industry leaders across 12 sectors, the Lion-OCBC Securities China Leaders ETF is well-positioned to ride on this new wave of policy loosening.

⁴ Source: *The Straits Times*, May 2022

⁵ Source: *Reuters*, May 2022

⁶ Source: *CNBC*, June 2022


⁷ Source: *Reuters*, May 2022

⁸ Source: *Reuters*, June 2022

⁹ Source: *BBC*, June 2022

¹⁰ Source: *The Business Times*, June 2022

¹¹ Source: *BBC*, June 2022



We believe China's policy loosening and easing of Covid-19 restrictions will continue the direction for driving growth in 2022 while other countries such as the US focus on policy tightening to tackle inflationary fears.

HOW DOES THE BENCHMARK INDEX AND ETF COMPARE WITH ITS PEERS SINCE INCEPTION?

Despite the overall Chinese market volatility in Q2 2022, the Hang Seng Stock Connect China 80 Index (the Benchmark Index) had stable performance relative to its peers. Between 2 August 2021 (ETF's listing date) and 30 June 2022, the Index outperformed¹² peer indices (Figure 1) such as the MSCI China Index, MSCI Emerging Markets Index and the Shanghai Shenzhen CSI 300 Index.

Between 2 August 2021 and 30 June 2022, the Lion-OCBC Securities China Leaders ETF also outperformed¹³ other China-focused ETFs listed in SGX (Figure 2), such as the Xtrackers MSCI China UCITS ETF and Lyxor China Enterprise UCITS ETF (USD). Such outperformance can be attributed to the Index's exclusion of American Depositary Receipts (ADRs). This helped reduce the Index's exposure to the foreign regulatory risks that negatively impacted US-listed Chinese companies when the US Securities and Exchange Commission (SEC) announced¹⁴ on 4 May 2022 to potentially delist at least 80 more companies (including Pinduoduo) that failed to comply with the Holding Foreign Companies Accountable Act (HFCAA).

However as highlighted in our Q1 2022 newsletter, China has shown increasing willingness to comply with US Public Company Accounting Oversight Board. For instance, the China Securities Regulatory Commission (CSRC) particularly called¹⁵ for faster implementation of a new rule surrounding overseas listings that may remove a hurdle for US regulators seeking access to the auditing papers of Chinese firms listed in New York. By providing diversified exposure to industry leaders listed in HKSE, SSE and SZSE¹⁶, the Lion-OCBC Securities China Leaders ETF is nonetheless less vulnerable to such foreign regulatory risks and thus more cushioned against the broader market volatility.

Figure 1: Benchmark Index performance against peers

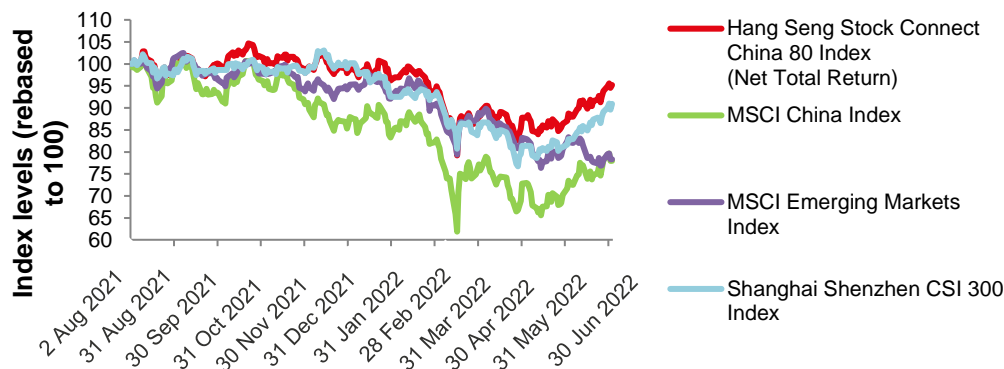
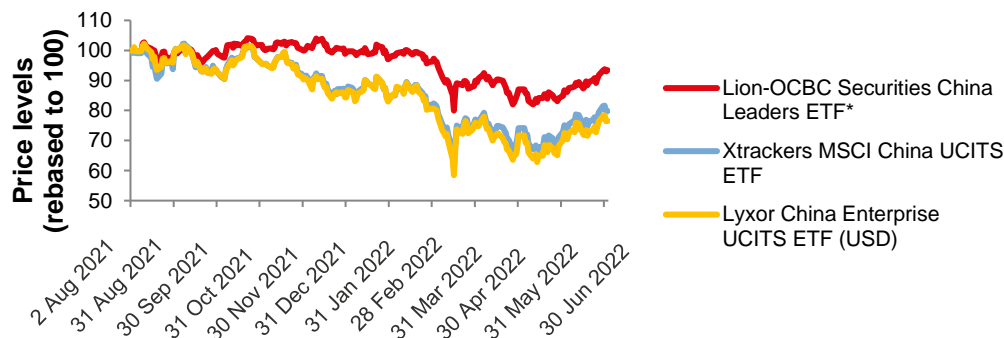


Figure 2: ETF performance against peers



* Returns are based on NAV-NAV basis in SGD and assuming all dividends are reinvested net of all charges payable upon reinvestment. Performance is calculated in the base currency of the Index. The Lion-OCBC Securities China Leaders ETF was listed on 2 August 2021

Past performance, as well as any prediction, projection, or forecast are not necessarily indicative of future or likely performance. Opinions and estimates constitute our judgment and along with other portfolio data, are subject to change without notice.

^{12, 13} Source: Bloomberg, June 2022

¹⁴ Source: CNBC, May 2022

¹⁵ Source: The Business Times, April 2022

¹⁶ HKSE, SSE and SZSE refer to Hong Kong Stock Exchange, Shanghai Stock Exchange and Shenzhen Stock Exchange respectively.

Lion Global Investors

A member of the OCBC Group

Disclaimer

Lion Global Investors

This advertisement or publication has not been reviewed by the Monetary Authority of Singapore. It is for information only, and is not a recommendation, offer or solicitation to deal in any capital markets products or investments and does not have regard to your specific investment objectives, financial situation or particular needs. You should read the prospectus and Product Highlights Sheet for the Lion-OCBC Securities China Leaders ETF (“ETF”), which is available and may be obtained from Lion Global Investors Limited or any of the appointed Participating Dealers (“PDs”), before deciding whether to purchase units in the ETF. Investments are subject to investment risks including the possible loss of the principal amount invested. The performance of the ETF, the value of its units and any accruing income are not guaranteed and may rise or fall. Past performance, payout yields and payments and any prediction, projection, or forecast are not indicative of the future performance, payout yields and payments of the ETF. Any extraordinary performance may be due to exceptional circumstances which may not be sustainable. **The ETF’s net asset value may have higher volatility as a result of its narrower investment focus on a limited geographical market, when compared to funds investing in global or wider regional markets.** You should independently assess any information, opinion or estimates, graphs, charts, formulae or devices provided and seek professional advice on them. Any information, opinions, estimates, graphs, charts, formulae or devices provided are subject to change without notice and are not to be relied on as advice. The ETF may invest in financial derivative instruments for hedging or for efficient portfolio management. The units of the ETF are listed and traded on the Singapore Exchange (“SGX”), and may be traded at prices different from its net asset value, suspended from trading, or delisted. Such listing does not guarantee a liquid market for the units. You cannot purchase or redeem units in the ETF directly with the manager of the ETF, but you may, subject to specific conditions, do so on the SGX or through the PDs. Any dividend distributions, which may be either out of income and/or capital, are not guaranteed and subject to the Manager’s discretion. Any such dividend distributions will reduce the available capital for reinvestment and may result in an immediate decrease in the net asset value of the ETF.

© Lion Global Investors Limited (UEN/ Registration No. 198601745D). All rights reserved. LGI is a Singapore incorporated company and is not related to any corporation or trading entity that is domiciled in Europe or the United States (other than entities owned by its holding companies).

Disclaimer

Hang Seng Indexes Company Limited and Hang Seng Data Services Limited

The Hang Seng Stock Connect China 80 Index (the “**Index**”) is published and compiled by Hang Seng Indexes Company Limited pursuant to a licence from Hang Seng Data Services Limited. The mark and name “Hang Seng Stock Connect China 80 Index” are proprietary to Hang Seng Data Services Limited. Hang Seng Indexes Company Limited and Hang Seng Data Services Limited have agreed to the use of, and reference to, the Index by LION GLOBAL INVESTORS LIMITED in connection with Lion-OCBC Securities China Leaders ETF (the “**Product**”), **BUT NEITHER HANG SENG INDEXES COMPANY LIMITED NOR HANG SENG DATA SERVICES LIMITED WARRANTS OR REPRESENTS OR GUARANTEES TO ANY BROKER OR HOLDER OF THE PRODUCT OR ANY OTHER PERSON (i) THE ACCURACY OR COMPLETENESS OF THE INDEX AND ITS COMPUTATION OR ANY INFORMATION RELATED THERETO; OR (ii) THE FITNESS OR SUITABILITY FOR ANY PURPOSE OF THE INDEX OR ANY COMPONENT OR DATA COMPRISED IN IT; OR (iii) THE RESULTS WHICH MAY BE OBTAINED BY ANY PERSON FROM THE USE OF THE INDEX OR ANY COMPONENT OR DATA COMPRISED IN IT FOR ANY PURPOSE, AND NO WARRANTY OR REPRESENTATION OR GUARANTEE OF ANY KIND WHATSOEVER RELATING TO THE INDEX IS GIVEN OR MAY BE IMPLIED.** The process and basis of computation and compilation of the Index and any of the related formula or formulae, constituent stocks and factors may at any time be changed or altered by Hang Seng Indexes Company Limited without notice. **TO THE EXTENT PERMITTED BY APPLICABLE LAW, NO RESPONSIBILITY OR LIABILITY IS ACCEPTED BY HANG SENG INDEXES COMPANY LIMITED OR HANG SENG DATA SERVICES LIMITED (i) IN RESPECT OF THE USE OF AND/OR REFERENCE TO THE INDEX BY LION GLOBAL INVESTORS LIMITED IN CONNECTION WITH THE PRODUCT; OR (ii) FOR ANY INACCURACIES, OMISSIONS, MISTAKES OR ERRORS OF HANG SENG INDEXES COMPANY LIMITED IN THE COMPUTATION OF THE INDEX; OR (iii) FOR ANY INACCURACIES, OMISSIONS, MISTAKES, ERRORS OR INCOMPLETENESS OF ANY INFORMATION USED IN CONNECTION WITH THE COMPUTATION OF THE INDEX WHICH IS SUPPLIED BY ANY OTHER PERSON; OR (iv) FOR ANY ECONOMIC OR OTHER LOSS WHICH MAY BE DIRECTLY OR INDIRECTLY SUSTAINED BY ANY BROKER OR HOLDER OF THE PRODUCT OR ANY OTHER PERSON DEALING WITH THE PRODUCT AS A RESULT OF ANY OF THE AFORESAID, AND NO CLAIMS, ACTIONS OR LEGAL PROCEEDINGS MAY BE BROUGHT AGAINST HANG SENG INDEXES COMPANY LIMITED AND/OR HANG SENG DATA SERVICES LIMITED** in connection with the Product in any manner whatsoever by any broker, holder or other person dealing with the Product. Any broker, holder or other person dealing with the Product does so therefore in full knowledge of this disclaimer and can place no reliance whatsoever on Hang Seng Indexes Company Limited and Hang Seng Data Services Limited. For the avoidance of doubt, this disclaimer does not create any contractual or quasi-contractual relationship between any broker, holder or other person and Hang Seng Indexes Company Limited and/or Hang Seng Data Services Limited and must not be construed to have created such relationship.